

BETA-GLUCURONIDASE

PRODUCT LINE



Purified Beta-Glucuronidase Formula Clean, Rapid And Reliable



Shown from left to right: Abalონase™ purified Beta-glucuronidase formula, Selectrazyme® and Red Abalone Beta-Glucuronidase enzyme from an alternate supplier.

Abalონase™

Purified Beta-glucuronidase formula that has been designed to quickly hydrolyze conjugated drug metabolites in human samples within minutes.

Part Number	Vol. (mL)	Activity (units)
ASBETA-GLUC-10	10	≥50,000 units/mL
ASBETA-GLUC-25	25	≥50,000 units/mL
ASBETA-GLUC-50	50	≥50,000 units/mL
ASBETA-GLUC-100	100	≥50,000 units/mL

Form: Clear Aqueous Solution

Sulfatase Activity: None

Storage: +4°C to +8°C

Effective pH: 4.5

Stability: When properly stored, the enzyme will maintain activity for at least 1 Year. After 1 year, it is recommended that the activity level be reassessed.

Abalონase™ +

Designed for deconjugation of both glucuronidated and sulfated metabolites. The formula is enriched with 4 arylsulfatases making it ideal for the hydrolysis of steroid metabolites.

Part Number	Vol. (mL)	Activity (units)
ASFBETA-GLUC-10	10	≥50,000 units/mL
ASFBETA-GLUC-25	25	≥50,000 units/mL
ASFBETA-GLUC-50	50	≥50,000 units/mL
ASFBETA-GLUC-100	100	≥50,000 units/mL

Form: Clear Aqueous Solution

Sulfatase Activity: > 400 U/mL

Storage: +4°C to +8°C

Effective pH: 5.0

Stability: When properly stored, the enzyme will maintain activity for at least 1 year. After 1 year, it is recommended that the activity level be reassessed.

Benefits:

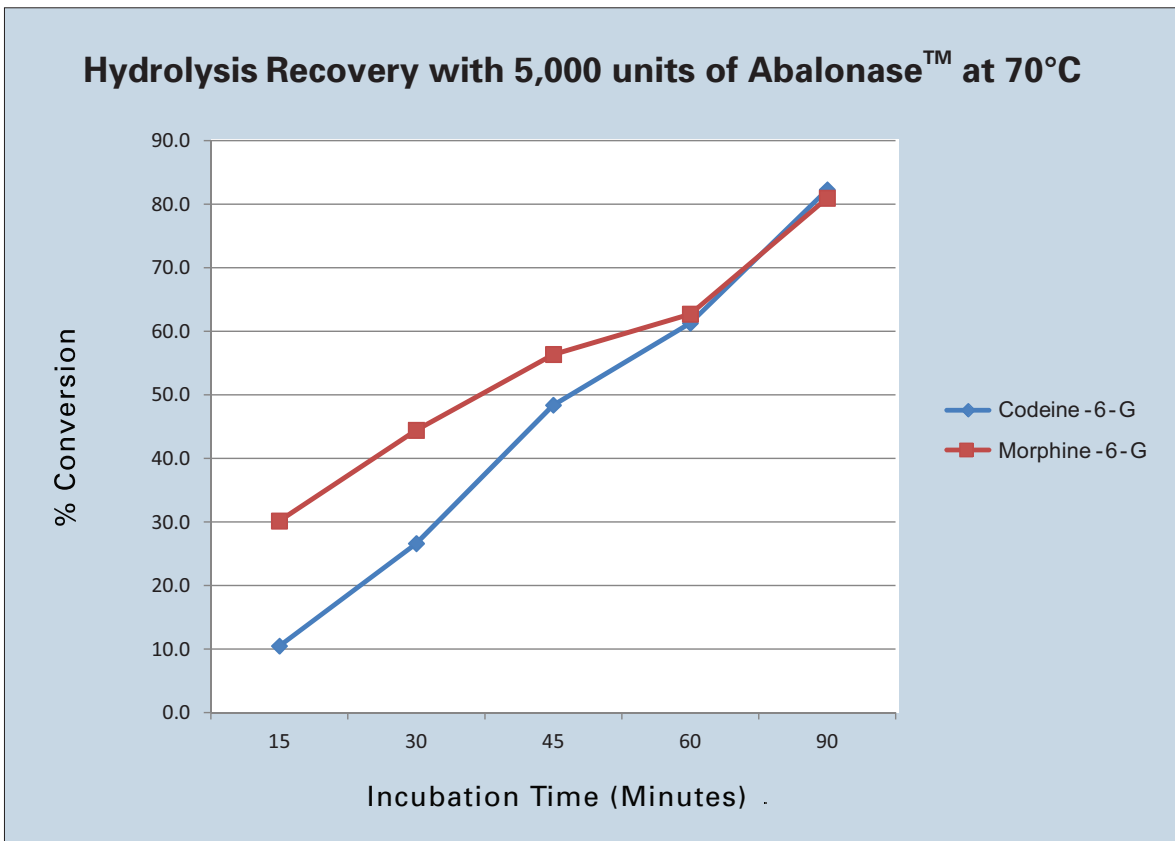
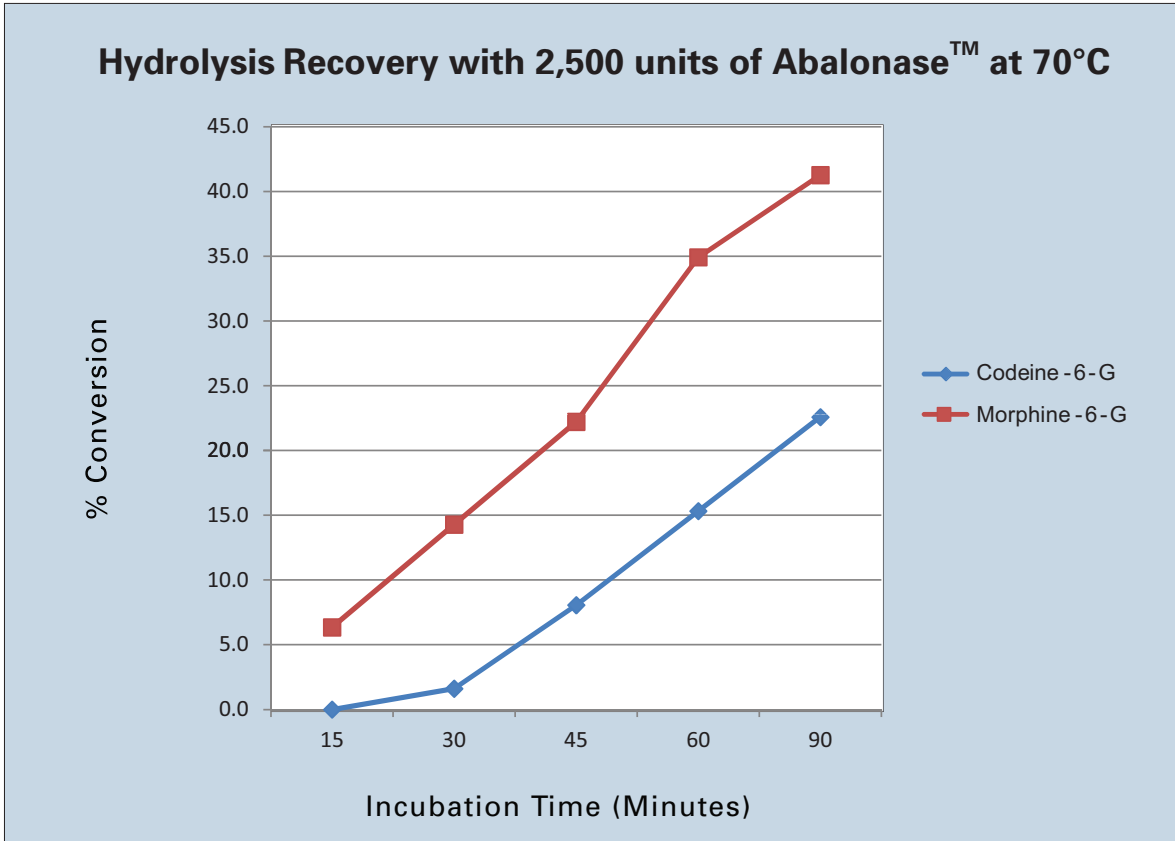
- More efficient than traditional Beta-glucuronidase enzyme sources where half the activity level can achieve comparable or better hydrolysis recoveries.
 - Abalonase™ enzyme activity >50,000 units/mL
 - Selectrazyme® enzyme activity >100,000 units/mL
- Ultra-pure Beta-glucuronidase formula which is designed to not only quickly hydrolyze conjugated drug metabolites in biological samples, but also to obtain cleaner samples, protect analytical columns and minimize laborious equipment maintenance.
- Rapid Hydrolysis Buffer included in every order of either Abalonase™ or Abalonase™+. Through use of the provided buffer, purified Beta-glucuronidase formulas will achieve their maximum performance. In addition, it will significantly reduce overall sample preparation times.



Abalonase™ and Abalonase™+ possess enhanced catalytic efficiency, where half the units of activity provide the same metabolic conversion rate as a traditional-abalone derived enzyme. Acceptable hydrolysis of Morphine-6-Glucuronide and Codeine-6-Glucuronide, crucial urinary metabolites known for their difficulty converting back to free form, was achieved in a reasonable time frame without the addition of exorbitant amounts of enzyme.

Morphine-6-Glucuronide and Codeine-6-Glucuronide Conversion Rates (%)						
Enzyme Source	Units of Activity		Morphine-6-G		Codeine-6-G	
			Incubation Time		Incubation Time	
			60 min.	90 min.	60 min.	90 min.
Abalonase™	2,500	50 µL	35	41	15	23
	5,000	100 µL	63	81	61	82
Selectrazyme®	5,000	50 µL	27	50	24	36
	10,000	100 µL	44	81	40	65

* All tests run at 70°C, with the included Rapid Hydrolysis Buffer.



* Drug free urine was fortified with both opiate glucuronides at a concentration of 100 ng/mL to liberate 62 ng/ml of each, respectively, upon complete hydrolysis.

HYDROLYSIS PROTOCOL ABALONASE™

Form: Clear liquid solution.

Storage temperature: +2 to +8 °C.

Included Reagents

- 1) Liquid Abalonase™ / Abalonase™+ (>50,000 units/mL).
- 2) 10x Rapid Hydrolysis Buffer for Abalonase™ / Abalonase™+.

Working Enzyme Stock Solution Preparation (10,000 Fishman units/mL)

- Add respective amount of D.I. H₂O to the 10x Rapid Hydrolysis Buffer. Next, add the stock Abalonase™/ Abalonase™+ to the diluted Rapid Hydrolysis Buffer prepared in the previous step. Refer to table below for corresponding volumes.

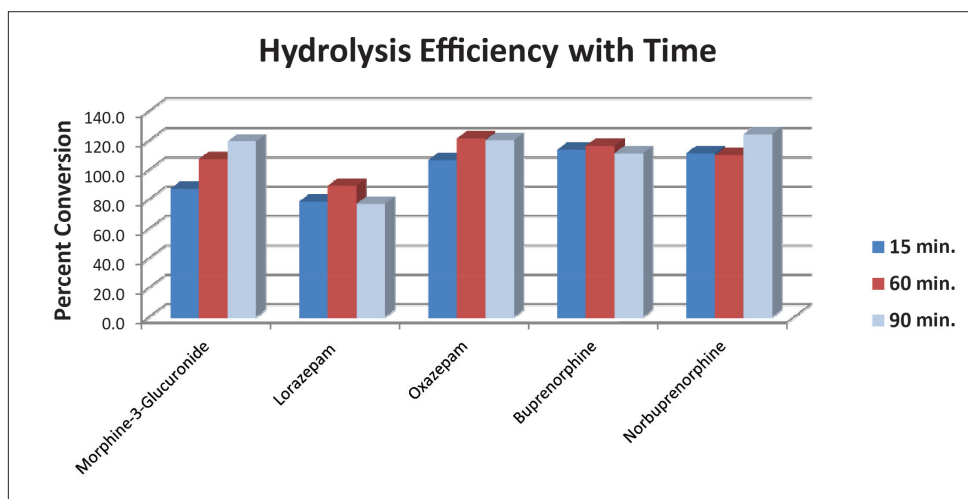
Rapid Hydrolysis Buffer (mL)	D.I. H ₂ O (mL)	Abalonase™ / Abalonase™+ (mL)
4	36	10
10	90	25
20	180	50
40	360	100

*Prepare daily for best results

Urine Sample Hydrolysis

- 1) To 1 mL of urine sample add 1 mL of Abalonase™/ Abalonase™+ working enzyme stock solution (10,000 Fishman units/mL).
- 2) Add internal standard(s).
- 3) Gently mix by inversion or vortex 10 to 15 seconds prior to use.
- 4) Hydrolyze for 15 minutes to overnight from room temperature to 70°C depending on hydrolysis needs and analytes in question.

*Buffer and stock enzyme can be added separately if desired.



* All tests run at 70°C, with the included Rapid Hydrolysis Buffer.



Benefits

- **Available in both liquid and lyophilized forms**
 - Liquid enzyme activity > 100,000 units/mL
 - Lyophilized enzyme activity 1,000,000 - 3,200,000 units/g
- **Abalone derived enzyme**
 - Better hydrolysis efficiency for opiates, benzodiazepines, and steroids than β -glucuronidase derived from other species
- **Sourced from cultured abalone**
 - Wild abalone populations are not impacted
 - Constant and quick supply of product by using a farm raised source

Liquid:

Part Number	Vol. (mL)	Activity (units)
BETA-GLUC-10	10	$\geq 100,000$ units/mL
BETA-GLUC-25	25	$\geq 100,000$ units/mL
BETA-GLUC-50	50	$\geq 100,000$ units/mL

Storage: +2°C to +8°C

Stability: When properly stored the enzyme will maintain activity for at least 1 year. After 1 year it is recommended that the enzyme activity level be re-tested.

Lyophilized Powder:

Part Number	Activity (units)
BETA-GLUC-250KU	250,000
BETA-GLUC-500KU	500,000
BETA-GLUC-1MU	1,000,000
BETA-GLUC-2MU	2,000,000

Storage: -20°C

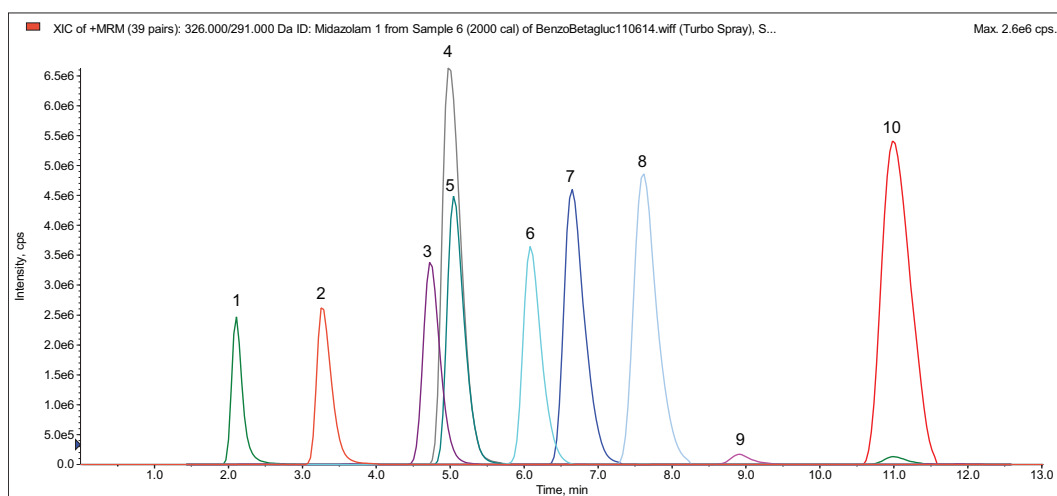
Stability: When properly stored the lyophilized powder will maintain activity for at least 3 years. After 3 years it is recommended that the enzyme activity level be re-tested.

Benzodiazepines Recovery Comparison Selectrazyme® β -Glucuronidase Reagent vs. 2 competitors

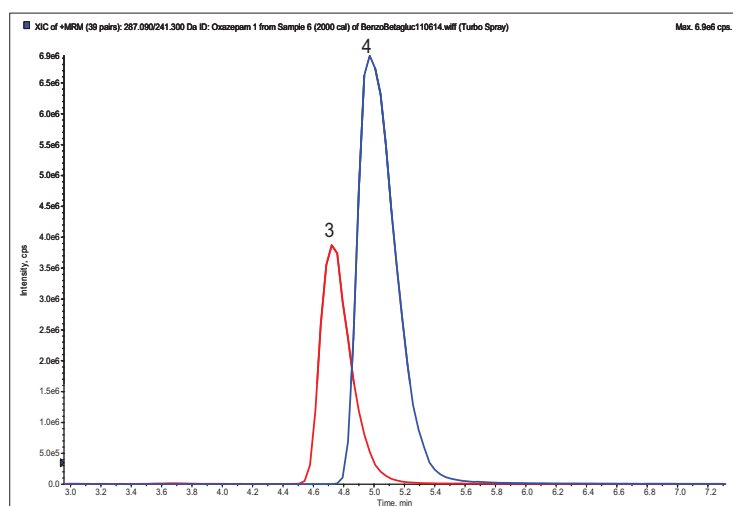
Lorazepam-Glucuronide				
Spiked Concentration	Lorazepam Equivalent	UCT (ng/mL) (n=5)	Vendor 1 (ng/mL) (n=5)	Vendor 2 (ng/mL) (n=5)
100 ng/mL	65 ng/mL	64.5 (99.2%)	64.1 (98.6%)	61.0 (93.8%)
1000 ng/mL	650 ng/mL	690.0 (106%)	687.0 (105%)	684.0 (105%)

Oxazepam-Glucuronide				
Spiked Concentration	Oxazepam Equivalent	UCT (ng/mL) (n=5)	Vendor 1 (ng/mL) (n=5)	Vendor 2 (ng/mL) (n=5)
100 ng/mL	62 ng/mL	71.0 (114%)	69.6 (112%)	67.3 (108%)
1000 ng/mL	620 ng/mL	798.0 (128%)	801.0 (129%)	788.0 (127%)

Benzodiazepine Extracted Standard Chromatogram



Hydrolyzed Lorazepam and Oxazepam Chromatogram



Analyte	MRM Transitions		Relative Retention Time (minutes)
	Q1	Q3	
1. 7-Aminoclonazepam	286.0	222.3	2.10
2. Midazolam	326.0	291.0	3.26
3. Lorazepam	321.0	303.3	4.73
4. Oxazepam	287.0	241.3	4.98
5. Clonazepam	316.1	270.2	5.05
6. Alpha-Hydroxy-Alprazolam	325.1	297.1	6.08
7. Nordiazepam	271.0	140.1	6.65
8. Temazepam	301.1	255.2	7.59
9. Alprazolam	309.1	205.3	8.91
10. Diazepam	285.1	193.2	10.98

Opiates Recovery Comparison Selectrazyme® β -Glucuronidase Reagent vs. 2 competitors

Two concentrations of morphine-3-glucuronide, morphine-6-glucuronide, and codeine-6-glucuronide were all individually spiked into blank urine samples in triplicate and analyzed following enzymatic hydrolysis and solid phase extraction. The efficiency of UCT's concentrated Selectrazyme® β -glucuronidase was compared to two other commercially available abalone derived enzymes. Mean results are included in the tables below.

Morphine-3-Glucuronide				
Spiked Concentration	Morphine Equivalent	UCT (ng/mL) (n=3)	Vendor 1 (ng/mL) (n=3)	Vendor 2 (ng/mL) (n=3)
100 ng/mL	62 ng/mL	59.3 (95.6%)	58.3 (94.0%)	58.06 (93.6%)
1000 ng/mL	620 ng/mL	568.6 (91.7%)	572.0 (92.2%)	579.0 (93.3%)

Morphine-6-Glucuronide				
Spiked Concentration	Morphine Equivalent	UCT (ng/mL) (n=3)	Vendor 1 (ng/mL) (n=3)	Vendor 2 (ng/mL) (n=3)
100 ng/mL	62 ng/mL	28.3 (45.6%)	33.9 (54.7%)	21.3 (34.3%)
1000 ng/mL	620 ng/mL	232.6 (37.5%)	329.6 (53.1%)	217.0 (35.0%)

Codeine-6-Glucuronide				
Spiked Concentration	Codeine Equivalent	UCT (ng/mL) (n=3)	Vendor 1 (ng/mL) (n=3)	Vendor 2 (ng/mL) (n=3)
100 ng/mL	62 ng/mL	12.1 (19.6%)	13.8 (23.9%)	7.04 (11.3%)
1000 ng/mL	620 ng/mL	121.6 (19.6%)	177.6 (28.6%)	111.3 (17.9%)

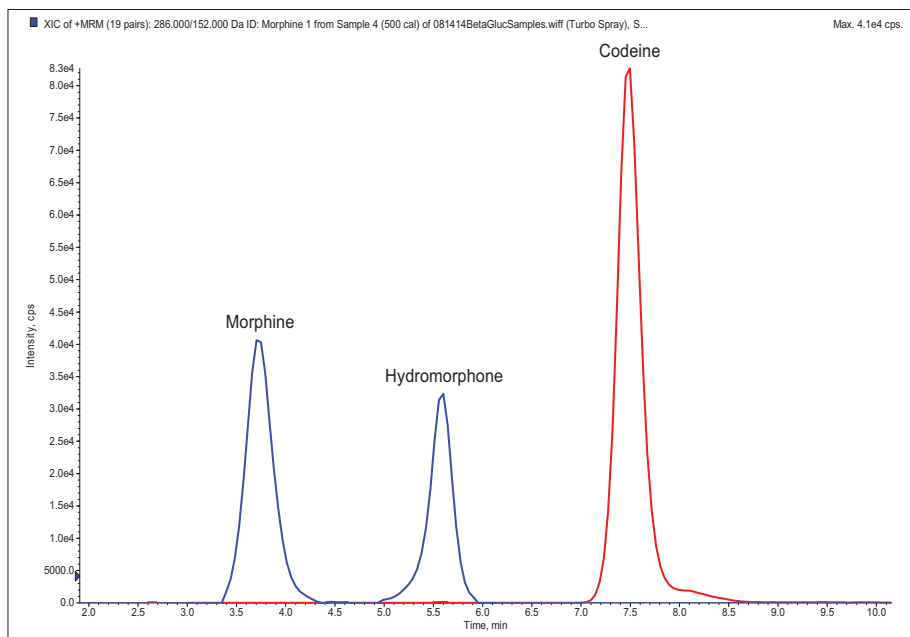
In a second experiment, ten patient urine samples that screened positive for opiates were hydrolyzed using enzyme from UCT and two other commercially available vendors. The mean results are in the tables that follow.

Patient Sample Results

Morphine Concentration (ng/mL)			
Patient Samples	UCT (n=3)	Vendor 1 (n=3)	Vendor 2 (n=3)
1	0	0	0
2	32.6	31.0	30.9
3	197.0	198.0	210.0
4	2645.0	2915.0	2595.0
5	860.5	821.5	811.0
6	0	0	0
7	0	0	0
8	797.0	757.5	659.0
9	0	0	0
10	729.0	753.0	694.0

Codeine Concentration (ng/mL)			
Patient Samples	UCT (n=3)	Vendor 1 (n=3)	Vendor 2 (n=3)
1	0	0	0
2	41.0	49.0	24.7
3	0	0	0
4	0	0	0
5	150.5	142.5	139.0
6	0	0	0
7	0	0	0
8	2710.0	3015.0	2045.0
9	0	0	0
10	0	0	0

Extracted Opiates Standard Chromatogram

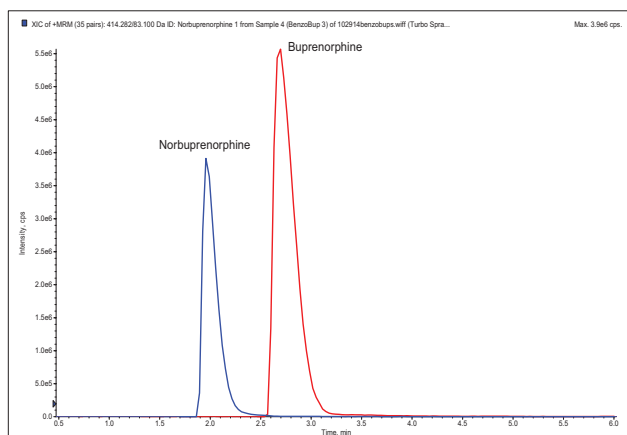


Buprenorphine and Norbuprenorphine Recovery Comparison Selectrazyme® β -Glucuronidase Reagent vs. 2 competitors

Buprenorphine-Glucuronide				
Spiked Concentration	Buprenorphine Equivalent	UCT (ng/mL) (n=5)	Vendor 1 (ng/mL) (n=5)	Vendor 2 (ng/mL) (n=5)
100 ng/mL	73.0 ng/mL	62.5 (85.6%)	62.3 (85.4%)	62.1 (85.0%)
1000 ng/mL	730.0 ng/mL	778.3 (106%)	773.3 (105%)	768.0 (105%)

Norbuprenorphine-Glucuronide				
Spiked Concentration	Norbuprenorphine Equivalent	UCT (ng/mL) (n=5)	Vendor 1 (ng/mL) (n=5)	Vendor 2 (ng/mL) (n=5)
100 ng/mL	70.0 ng/mL	70.4 (100%)	70.0 (100%)	70.5 (100%)
1000 ng/mL	700.0 ng/mL	824.0 (117%)	826.3 (118%)	835.6 (119%)

Extracted Buprenorphine and Norbuprenorphine Chromatogram



Analyte		MRM Transitions		Relative Retention Time (minutes)
		Q1	Q3	
1.	Norbuprenorphine-D3	417.2	83.1	1.95
2.	Norbuprenorphine	414.2	115.1	1.97
3.	Buprenorphine-D4	472.2	59.2	2.67
4.	Buprenorphine	468.4	55.1	2.69

Conclusion

The results demonstrate that the efficiency of UCT's Selectrazyme® β -Glucuronidase to cleave the parent drugs from their conjugates compares to other commercially available abalone-derived products. Hydrolysis of commonly encountered opiates, benzodiazepines, buprenorphine and norbuprenorphine all generate comparable results whether using UCT's or competitor enzymes.

Hydrolysis Protocol

1. REAGENTS

Acetic Acid, glacial (CH₃COOH): 17.4 M
Lyophilized β-Glucuronidase: 1,000,000 – 3,200,000 units/g
Liquid β-Glucuronidase: >100,000 units/mL
Sodium Acetate Trihydrate (NaCH₃COO·3H₂O): F.W. 136.08

2. PREPARATION OF BUFFERS:

• 1.0 M acetate buffer (pH 5.0 or 4.0):

Dissolve 42.9 g of sodium acetate trihydrate in 400 mL D.I. H₂O; Add 10.4 mL of glacial acetic acid. Dilute to 500 mL with D.I. H₂O. Mix.

For benzodiazepines adjust pH to 5.0 ± 0.1 with 1.0 M sodium acetate or 1.0 M acetic acid.
For opioids adjust pH to 4.0 ± 0.1 with 1.0 M sodium acetate or 1.0 M acetic acid (*).

(*) Some authors use pH 5.0 so please check this in your own lab conditions.

Storage: 25°C in glass or plastic.

Stability: 6 months; Inspect daily for contamination.

• 100 mM acetate buffer (pH 5.0 or 4.0):

Dilute 40 mL of 1.0 M acetate buffer to 400 mL with D.I. H₂O. Mix.

Storage: 25°C in glass or plastic.

Stability: 6 months; Inspect daily for contamination.

3. WORKING ENZYME STOCK SOLUTION PREPARATION - 5,000 Fishman units/mL:

Add 10 mL of the stock liquid β-Glucuronidase to 200 mL of 100 mM acetate buffer.

Or

Dissolve the lyophilized β-Glucuronidase as shown in Table 1.

Storage: 5°C in plastic or silanized amber bottle.

Stability: Several days; Prepare daily for best results.

TABLE 1

Lyophilized β-Glucuronidase Activity	Buffer volume
250 KU	~50 mL
500 KU	~100 mL
1 MU	~200 mL
2 MU	~400 mL

4. URINE SAMPLE HYDROLISIS

To 2 mL of urine add 1 mL of β-Glucuronidase solution. Add internal standard(s).

Gently mix by inversion 10 - 15 seconds prior to use. Hydrolyze for 2 - 3 hours at 60 - 65°C.

5. NOTES

Enzyme concentration used can vary from 1,660 to 3,330 units/urine mL, and will affect the hydrolysis time needed. Please be advised that this protocol is just a suggested protocol, therefore it should be confirmed empirically.

6. ALTERNATE PROCEDURE FOR URINE SAMPLE HYDROLISIS USING THE ADDITION OF STOCK (≥100,000 Units/mL) β-GLUCURONIDASE IN THE LIQUID FORM

To 1 mL of urine sample add 1 mL 1M acetate buffer solution and 50 μL of stock liquid β-glucuronidase.

PRICES AND TERMS

Our prices are subject to change without notice. The price in effect when we receive your order will apply. All prices are in US Dollars and are shipped F.O.B. Terms of payment are net 30 days.

MINIMUM ORDERS

We welcome all orders, therefore, we do not have a minimum order requirement. When ordering, please include your purchase order number, complete "Ship To" and "Bill To" address, catalog number, quantity, and description of product(s). Also include your name and a phone number where you can be reached should we have any questions concerning your order.

SHIPMENTS

Normal processing is within 24 hours after receipt of an order. Unless special shipping requests have been made, our trained staff will send all orders by UPS Ground service. The appropriate shipping charges (freight & insurance costs) will be added to the invoice, unless otherwise instructed by the customer.

SPECIAL PRICING

We offer special pricing for volume purchases and standing orders. These discounts apply to bonded phase extraction column purchases only. Please call a sales representative for more information on special pricing qualifications.

RETURN POLICY

Our Quality Manager will handle all returns. Before returning merchandise, please call to obtain a return authorization number from the quality manager. We will need to know the reason for the return, date of purchase, purchase order number and invoice number in order to issue a return authorization number. Return merchandise must be received before a credit can be issued. Returns will not be accepted after 90 days. A restocking fee of 25% of the price paid, or a minimum of \$25.00 (whichever is greater) will be charged on all returns.

WARRANTY

All products manufactured by UCT are guaranteed against defects in materials and workmanship for a period of 90 days after shipment. UCT will replace any items that prove to be defective during this time period.

The exclusive remedy requires the end user to first advise UCT of the defective product by phone or in writing. Secondly, the defective product must be returned within 30 days after proper approval from our Quality Manager. All returns must indicate the purchase order number, the lot number and the shipping date. UCT's total liability is limited to the replacement cost of UCT products.

This warranty does not apply to damage resulting from misuse.

Contact Us

Phone: 215.781.9255
800.385.3153
Fax: 215.785.1226

UCT, Inc.
2731 Bartram Rd.
Bristol, PA 19007

Email: info@unitedchem.com
Web: www.unitedchem.com



4101-17-08

