

## INSTRUCTION MANUAL FOR CHIRALCEL<sup>®</sup> OB and CHIRALCEL<sup>®</sup> OB-H

**Please read this instruction sheet completely before using this column**

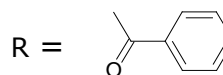
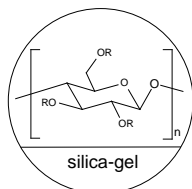
### Column Description

#### CHIRALCEL<sup>®</sup> OB

Column size: 250 mm L x 4.6mm i.d.  
Packing composition: Cellulose tribenzoate coated on **10µm silica-gel**.

#### CHIRALCEL<sup>®</sup> OB-H

Column size: 150 mm L x 4.6mm i.d.  
250 mm L x 4.6mm i.d.  
Packing composition: Cellulose tribenzoate coated on **5µm silica-gel**.



**Shipping solvent: n-Hexane / 2-propanol solvent mixture (90:10 v/v)**

This column has been pre-tested before packaging. Test parameters and results, as well as the Column Lot Number, are included on a separate (enclosed) page.

### CAUTION

**The entire HPLC system including the injector and the injection loop must be flushed with a solvent compatible with the column and its storage solvent prior to connecting. Many of the solvents commonly used in HPLC eluents such as acetone, chloroform, DMF, dimethylsulfoxide, ethyl acetate, methylene chloride and THF may DESTROY the chiral stationary phase if they are present, even in residual quantities, in the system. If an auto-sampler is used, then the solvent employed to flush this unit between injections should also be changed and the relevant solvent lines flushed.**

## Operating Conditions

<b>250 x 4.6 mm i.d. 150 x 4.6 mm i.d. Analytical columns</b>	
Flow rate direction	As indicated on the column label
Typical Flow rate ①	~ 1ml/min
Pressure limitation ②	Should be maintained < 150 Bar (~2175 psi) for maximum column life
<b>Temperature</b>	0 to 40°C

- ① The maximum flow rate depends on the mobile phase viscosity (mobile phase composition), and should be adjusted in accordance with the pressure upper's limit (i.e. 150 Bar).

Examples	Column 250 x 4.6mm i.d. Column 150 x 4.6mm i.d.
<b>Alkane/Alcohol mixtures ~ 90:10</b>	1.0 to 1.5 ml/min
<b>100% EtOH</b>	~ 0.5 ml/min
<b>100% 2-propanol</b>	~ 0.2-0.3 ml/min

- ② The back pressure value that should be taken into account is the one generated by the column itself. This value is measured by calculating the difference between the pressure of [LC system + column] and the pressure of the LC system free of the column.

## Operating Procedure

**🔥 Please contact Chiral Technologies for further assistance before trying any solvents not mentioned below.**

### A - Mobile Phases

	Alkane <sup>①</sup> / 2-propanol	Alkane <sup>①</sup> / Ethanol <sup>②</sup>
<b>CHIRALCEL<sup>®</sup> OB CHIRALCEL<sup>®</sup> OB-H</b>  150 x 4.6 mm i.d. 250 x 4.6 mm i.d.	100/0 to 0/100	100/0 to 0/100

- ① Alkane: n-hexane or iso-hexane or n-heptane. Some small selectivity differences may sometimes be found.

②

- The retention is generally shorter with Ethanol than with 2-propanol.
- The retention is generally shorter with higher alcohol content.
- The use of other alcohols such as 1-propanol, 1-BuOH, 2-BuOH etc...is possible, but effectiveness cannot be guaranteed.

### B - Additives

For basic samples or acidic samples, it is necessary to add a modifier into the mobile phase in order to achieve the chiral separation

Basic Samples Require Basic modifiers	Acidic Samples Require Acidic modifiers
DEA TEA	TFA CH <sub>3</sub> COOH HCOOH
< 0.5% Typically 0.1%	< 0.5% Typically 0.1%

## Column Care / Maintenance

- ❑ The use of a guard column is highly recommended for maximum column life.
- ❑ Samples should be dissolved in the mobile phase and should be filtered through a membrane filter of approximately 0.5µm porosity.
- ❑ The mobile phase should be displaced with Storage Solvent (Hexane / 2-propanol 9:1) when stored for more than one week.
- ❑ When washing is required, use pure Ethanol at an appropriate flow rate for 3 hours.

## Important Notice

⇒ STRONGLY BASIC solvent modifiers or sample solutions MUST BE AVOIDED, because they are likely to damage the silica gel used in this column.

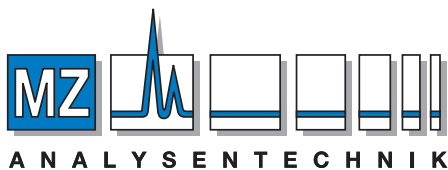
***Operating this column in accordance with the guidelines outlined here will result in a long column life.***

⇒ If you have any questions about the use of these columns, or encounter a problem, contact:

In the USA: [questions@chiraltech.com](mailto:questions@chiraltech.com) or call 800-6-CHIRAL

In the EU: [cte@chiral.fr](mailto:cte@chiral.fr) or call +33 (0)3 88 79 52 00

In India: [chiral@chiral.daicel.com](mailto:chiral@chiral.daicel.com) or call +91-40-2338-3700



### AUTHORIZED DISTRIBUTOR

MZ-Analysentechnik GmbH, Barcelona-Allee 17 • D-55129 Mainz

Tel +49 6131 880 96-0, Fax +49 6131 880 96-20

e-mail: [info@mz-at.de](mailto:info@mz-at.de), [www.mz-at.de](http://www.mz-at.de)

### Locations:

#### North/Latin America

Chiral Technologies, Inc.  
800 North Five Points Road  
West Chester, PA 19380  
800 6 CHIRAL  
Tel: 610-594-2100  
Fax: 610-594-2325  
[chiral@chiraltech.com](mailto:chiral@chiraltech.com)  
[www.chiraltech.com](http://www.chiraltech.com)

#### Europe

Chiral Technologies Europe  
Parc d'Innovation  
Bd Gonthier d'Andernach  
67400 Illkirch Cedex, France  
Tel: +33-388-795-200  
Fax: +33-388-667-166  
[cte@chiral.fr](mailto:cte@chiral.fr)  
[www.chiral.fr](http://www.chiral.fr)

#### India

Daicel Chiral Technologies (India) Pvt. Ltd.  
Lab No. 4A, Phase III  
IKP Knowledge Park  
Genome Valley, Turkapally,  
Shameerpet, Ranga Reddy Dist.  
Hyderabad-500 078, Telangana  
Tel: +91-40-2338-3700  
Fax: +91-40-2348-0104  
[chiral@chiral.daicel.com](mailto:chiral@chiral.daicel.com)

**CHIRALCEL, CHIRALPAK and CROWNPAK** are registered trademarks of **DAICEL CORPORATION**