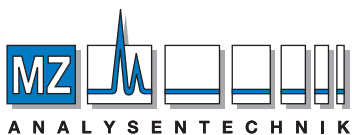




CHANGING THE WAY YOU THINK ABOUT HPLC




AUTHORIZED DISTRIBUTOR

MZ-Analysentechnik GmbH, Barcelona-Allee 17 • D-55129 Mainz
Tel +49 6131 880 96-0, Fax +49 6131 880 96-20
e-mail: info@mz-at.de, www.mz-at.de

HALO 5

New 5-micron HALO-5 columns based on Fused-Core particle technology boosts the performance of HPLC. Compared to other HPLC columns, HALO-5 columns have:

- the equivalent or higher number of plates as most 3-micron columns with one-half the pressure
- improved productivity resulting from having the same thin porous layer as 2.7-micron HALO columns allowing high efficiencies at faster flowrates
- low back pressure well suited to legacy HPLC instruments
- scalable from UHPLC separations developed on 2.7-micron HALO columns



AUTHORIZED DISTRIBUTOR

MZ-Analysentechnik GmbH, Barcelona-Allee 17 • D-55129 Mainz


Tel +49 6131 880 96-0, Fax +49 6131 880 96-20

e-mail: info@mz-at.de, www.mz-at.de

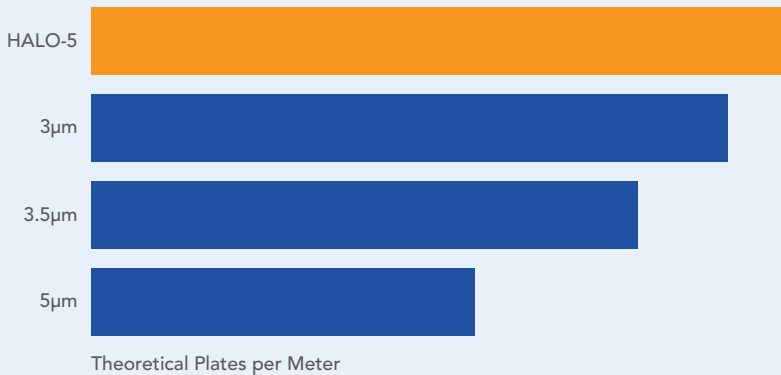
HALO 5

New 5-micron HALO-5 columns based on Fused-Core particle technology boosts the performance of HPLC. Compared to other HPLC columns, HALO-5 columns have:

- the equivalent or higher number of plates as most 3-micron columns with one-half the pressure
- improved productivity resulting from having the same thin porous layer as 2.7-micron HALO columns allowing high efficiencies at faster flowrates
- low back pressure well suited to legacy HPLC instruments
- scalable from UHPLC separations developed on 2.7-micron HALO columns

1**HALO PARTICLE**

This SEM photograph of "sliced" Fused-Core particles clearly shows the structure; a solid core surrounded by a porous "halo".

2**SIGNIFICANTLY HIGHER EFFICIENCY**

Note: N/Meter values were calculated at the optimum mobile phase linear velocity for each of these stationary phases

HALO-5 columns deliver more efficiency per column length than ordinary HPLC columns.

3

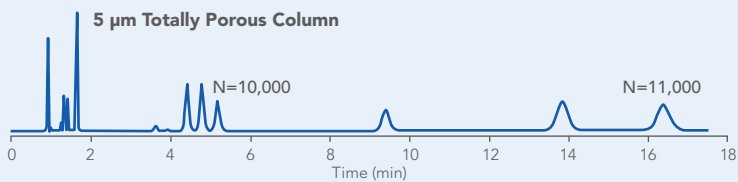
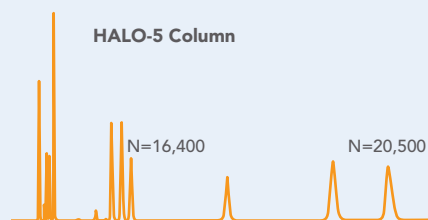
HALO-5 PROVIDES FASTER SEPARATIONS AND HIGHER RESOLUTION

Conditions:

Columns: 4.6 x 150 mm, C18
Mobile Phase: 52% 20 mM Potassium Phosphate
pH 2.5: 48% 50/50 ACN/MeOH
Flow rate: 2.0 mL/min
Injection Volume: 2 μ L
Temperature: 35 $^{\circ}$ C
Pressure: HALO-5 column = 240 bar
5 μ m column = 210 bar
Detection: 254 nm

Peak Identities:

1. Acetaminophen
2. Aspirin
3. Salicylic acid
4. Tolmetin
5. Ketoprofen
6. Naproxen
7. Fenopfen
8. Diclofenac
9. Ibuprofen

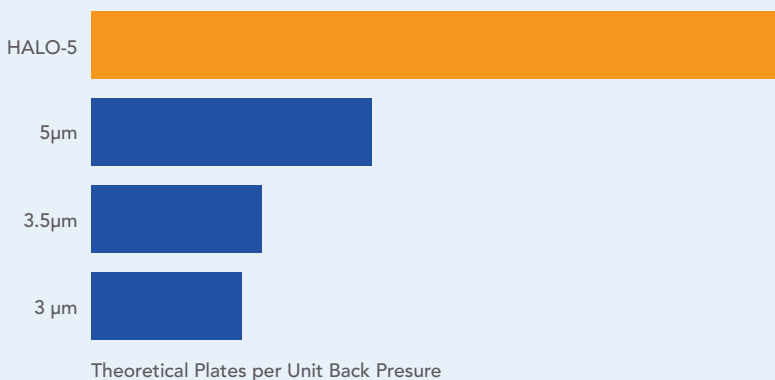


HALO-5 column separates this mixture of NSAIDs in less than 60% of the time and with better resolution than a typical HPLC column packed with totally porous 5 micron particles.

It is well known that columns packed with larger particles deliver more theoretical plates (efficiency) per unit of column back pressure than columns packed with smaller particles. What distinguishes HALO-5 columns is that they have a plates per pressure ratio that is significantly higher than what is seen with other columns packed with the same size totally porous particles. This places a powerful tool into the hands of a chromatographer that must separate very complex mixtures and needs a large number of theoretical plates to do it. This is especially important when using HPLC equipment with limited pressure capability. For a given operating pressure, HALO-5 columns will deliver twice the efficiency of a column packed with 5 micron totally porous particles.

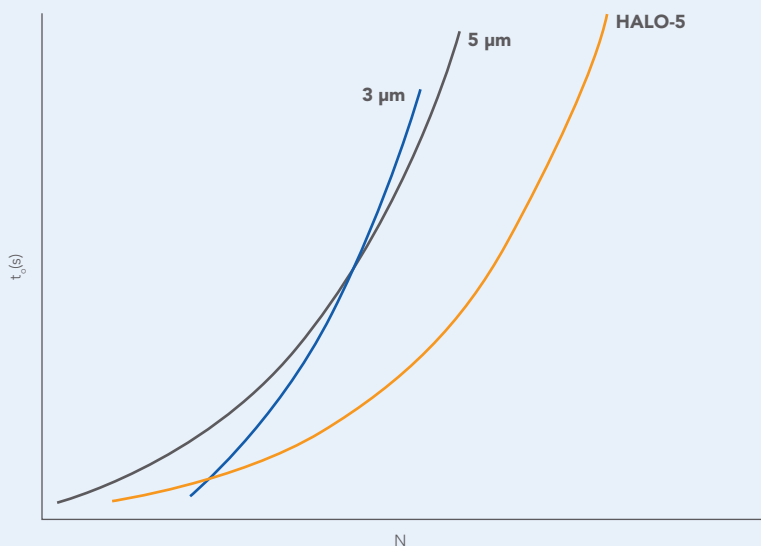
4

HIGHEST PLATES PER COLUMN BACK PRESSURE



Columns packed with larger size particles will deliver more efficiency per unit of column back pressure. HALO-5 columns have a plates per pressure ratio that is significantly higher than what is seen with other columns packed with the same size totally porous particles. This characteristic of HALO-5 columns can be very useful when faced with developing a separation of a very complex mixture, especially when using HPLC equipment with limited pressure capability.

KINETIC PLOT COMPARISONS



Kinetics plots are used to compare columns packed with different particles and particle sizes. This Kinetic plot compares columns of various lengths packed with HALO-5, 5 micron totally porous and 3 micron totally porous particles and shows that HALO-5 columns provide more column plates (N) for a given analysis time (t_r) than columns packed with totally porous 5 and 3 micron particles.

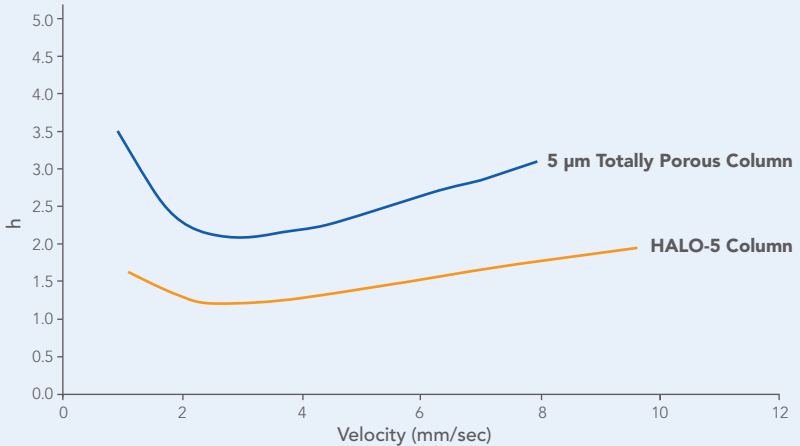
One of the distinguishing characteristics of Fused-Core particles is the unusually narrow size distribution ($dp_{90}/dp_{10} < 1.15$) compared to totally porous particles ($dp_{90}/dp_{10} \sim 1.5$). The unusually narrow particle size distribution plus the high density of Fused-Core particles, facilitate the packing of columns with remarkably good reduced plate heights, h . It has generally been assumed that a reduced plate height of 2 was the practical limit that could be achieved with packed columns and few commercial columns even achieve h values less than 2.5. HALO-5 columns typically have h values less than 1.3 particle diameters. This explains why HALO-5 columns exceed the efficiency of HPLC columns packed with the more typical totally porous 5-micron particles and provide comparable efficiencies to 3-micron totally porous particles at half the pressure.

6

VAN DEEMTER PLOT COMPARISONS

Conditions:

Columns: 4.6 x 150 mm
Mobile Phase: 50% Acetonitrile, 50% Water
Temperature: 30° C
Sample: 1-Cl-4-nitrobenzene



This comparison of van Deemter plots for HALO-5 and a totally porous 5 micron particle demonstrates the extraordinary low reduced plate height that is obtained from HALO-5 columns. The unusually narrow particle size distribution of the HALO-5 Fused-Core particles facilitate the packing of columns with efficiencies (theoretical plates) that are significantly larger than what would be expected from the size of the particles.

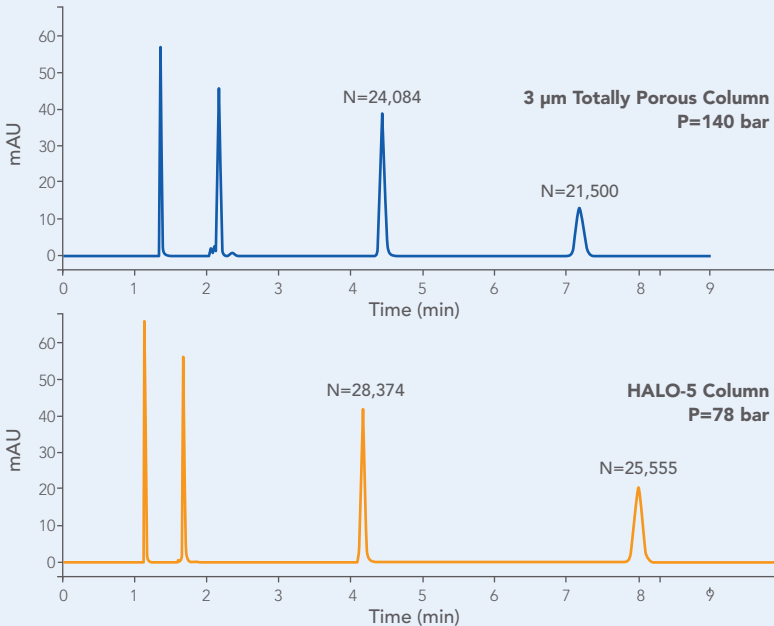
HALO-5 COLUMNS PROVIDE HIGHER EFFICIENCY AT LOWER PRESSURE COMPARED TO 3 μ m COLUMNS

Conditions:

Column: 4.6 x 150 mm, C18
 Mobile phase: HALO-5 column = 50% Acetonitrile, 50% Water
 3 μ m column = 60% Acetonitrile, 40% Water
 Flow rate: 1.0 mL/min
 Temperature: 30° C

Peak Identities:

1. Uracil
2. Phenol
3. 1-Cl-4-nitrobenzene
4. Naphthalene



HALO-5 columns generate over 17% more plates than an HPLC column of the same dimension packed with 3 μ m totally porous particles, but generates less than 60% of the back pressure.

The van Deemter plot in Figure 6 also illustrates another advantage offered by HALO-5 columns. Notice that the HALO-5 plot is much “flatter” than the 5-micron totally porous particle column. This means that HALO-5 columns can be run at high mobile phase velocity to achieve very fast separations without having to accept large losses in resolution, since column efficiency degrades very little at accelerated mobile phase flow rates.

HALO[®]5 Specifications

- ✦ Ultra-pure, “Type B” silica
- ✦ Solid core particle with a 0.6 μm porous silica layer fused to the surface
- ✦ 90 m²/gram surface area (equivalent to 150 – 200 m²/gram totally porous particles)
- ✦ 90 Å pore size
- ✦ Bonded phase: Octadecylsilane (C18) and Pentafluorophenyl propylsilane (PFP), exhaustively endcapped
- ✦ pH range: 2 to 9
- ✦ Maximum temperature: 60° C
- ✦ Maximum Pressure: 9,000 psi, 600 bar

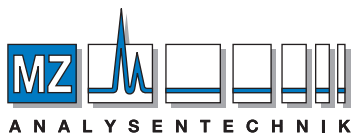
HALO⁵ Ordering Information

HALO 5-Columns

Dimensions (mm)	C18	PFP
2.1 x 20	95812-202	95812-209
2.1 x 30	95812-302	95812-309
2.1 x 50	95812-402	95812-409
2.1 x 75	95812-502	95812-509
2.1 x 100	95812-602	95812-609
2.1 x 150	95812-702	95812-709
2.1 x 250	95812-902	95812-909
3.0 x 30	95813-302	95813-309
3.0 x 50	95813-402	95813-409
3.0 x 75	95813-502	95813-509
3.0 x 100	95813-602	95813-609
3.0 x 150	95813-702	95813-709
3.0 x 250	95813-902	95813-909
4.6 x 30	95814-302	95814-309
4.6 x 50	95814-402	95814-409
4.6 x 75	95814-502	95814-509
4.6 x 100	95814-602	95814-609
4.6 x 150	95814-702	95814-709
4.6 x 250	95814-902	95814-909

Guard Cartridges

Description	C18	PFP
2.1 x 5, 3-pack	95812-102	95812-109
3.0 x 5, 3-pack	95813-102	95813-109
4.6 x 5, 3-pack	95814-102	95814-109
Guard Cartridge Holder		94900-001



AUTHORIZED DISTRIBUTOR

MZ-Analysentechnik GmbH, Barcelona-Allee 17• D-55129 Mainz
Tel +49 6131 880 96-0, Fax +49 6131 880 96-20
e-mail: info@mz-at.de, www.mz-at.de