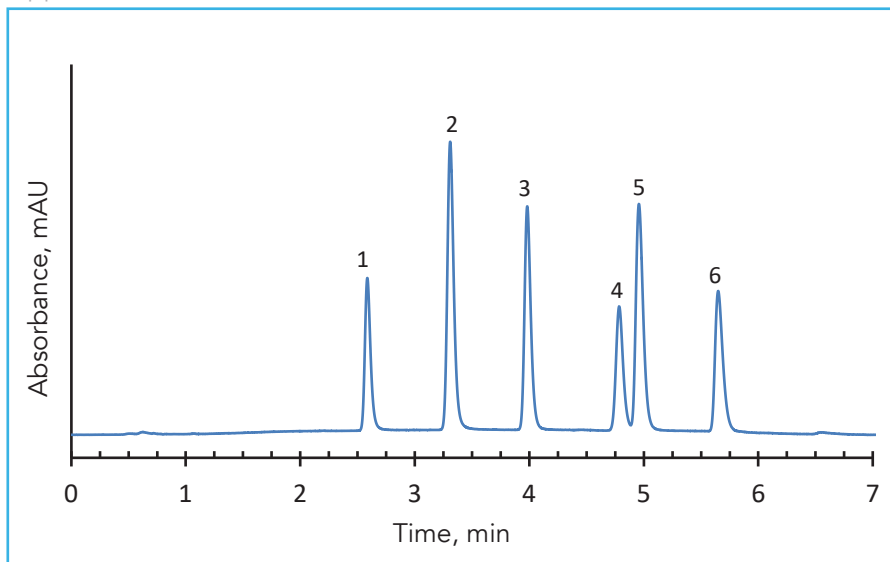





Separation of Nucleotides on HALO® Penta-HILIC, 2.7 µm

Application Note 101-B



PEAK IDENTITIES:

1. Adenosine monophosphate (AMP)
2. Guanosine monophosphate (GMP)
3. Adenosine diphosphate (ADP)
4. Guanosine diphosphate (GDP)
5. Adenosine triphosphate (ATP)
6. Guanosine triphosphate (GTP)



AUTHORIZED DISTRIBUTOR

MZ-Analysentechnik GmbH
 Barcelona-Allee 17 • D-55129 Mainz
 Tel +49 6131 880 96-0
 Fax +49 6131 880 96-20
 e-mail: info@mz-at.de
 www.mz-at.de

This separation demonstrates the utility of the HALO® Penta-HILIC phase for analysis of nucleotides. Fused-Core® technology gives high resolution separations at moderate pressures without the difficulties of using sub two-micron-particle columns.

TEST CONDITIONS:

Column: HALO 90 Å Penta-HILIC, 2.7 µm,
 2.1 x 100 mm

Part Number: 92812-605

Mobile Phase:

A: 50/50 acetonitrile/0.025 M ammonium phosphate, pH 6.0

B: 75/25 acetonitrile/0.025 M ammonium phosphate, pH 6.0

Gradient:	Time (min)	% B
	0.0	90
	8.0	40

Flow Rate: 0.3 mL/min

Pressure: 76 bar

Temperature: 50 °C

Detection: UV 260 nm, DAD

Injection Volume: 1.0 µL

Sample Solvent: Mobile phase B

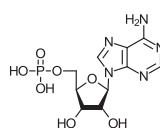
Response Time: 0.02 sec

Data Rate: 40 Hz

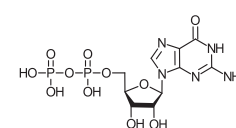
Flow Cell: 1.0 µL micro cell

LC System: Shimadzu Nexera

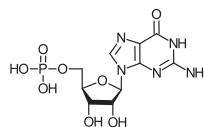
STRUCTURES:



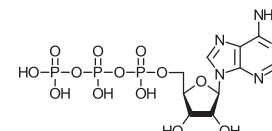
Adenosine Monophosphate



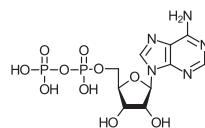
Guanosine Diphosphate



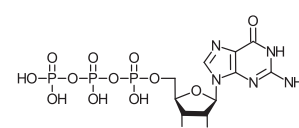
Guanosine Monophosphate



Adenosine Triphosphate



Adenosine Diphosphate



Guanosine Triphosphate

